

WOL3D India Ltd



Investor Presentation – November 2025



Table of Content

 H1FY26 Performance

 Company Overview

 Growth Drivers

 Historical Financials

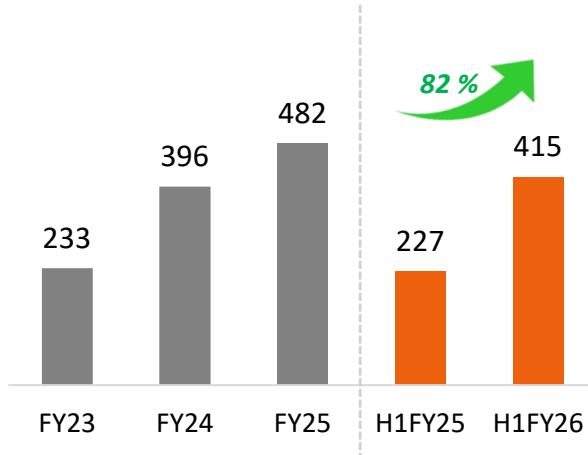




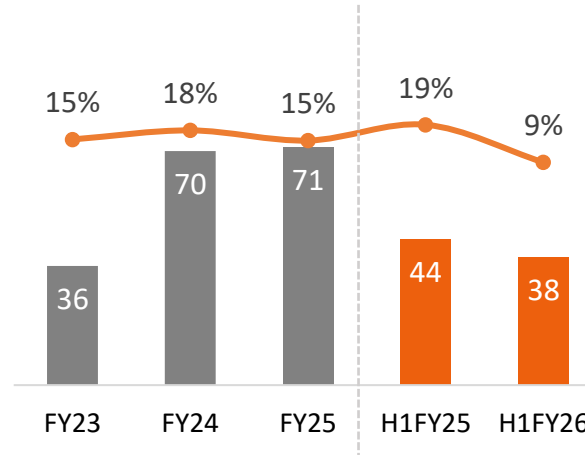
H1FY26 Performance

Robust Financial Growth with High Profitability

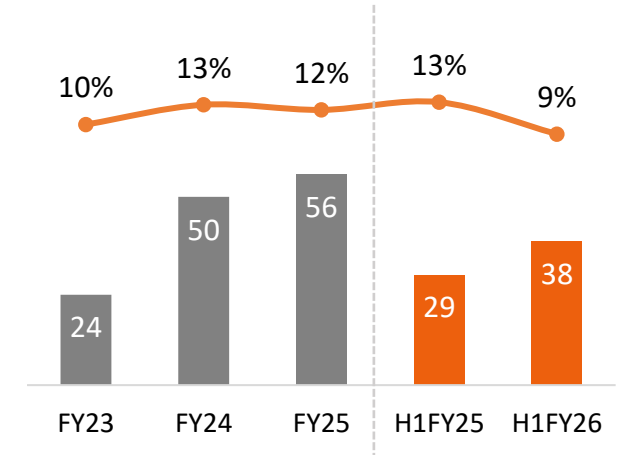
Revenue (Rs Mn)



EBITDA (Rs Mn) & EBITDA Margin (%)



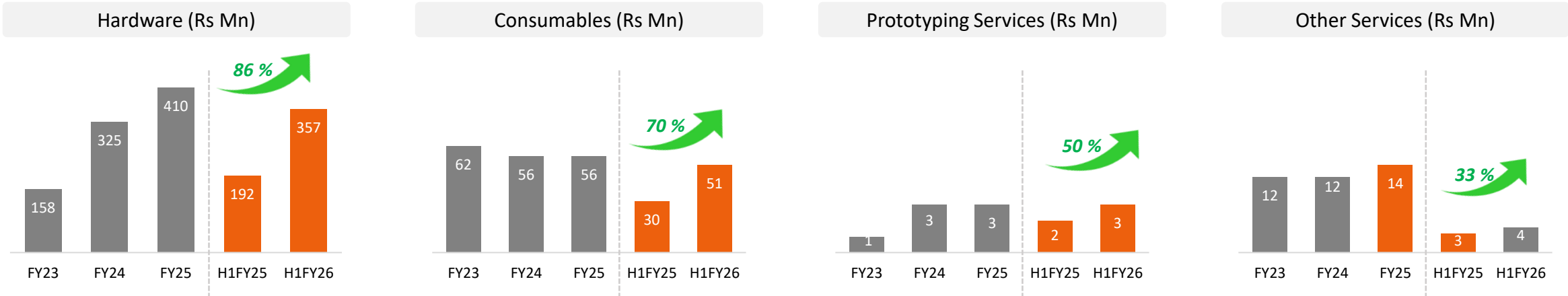
PAT (Rs Mn) & PAT Margin (%)



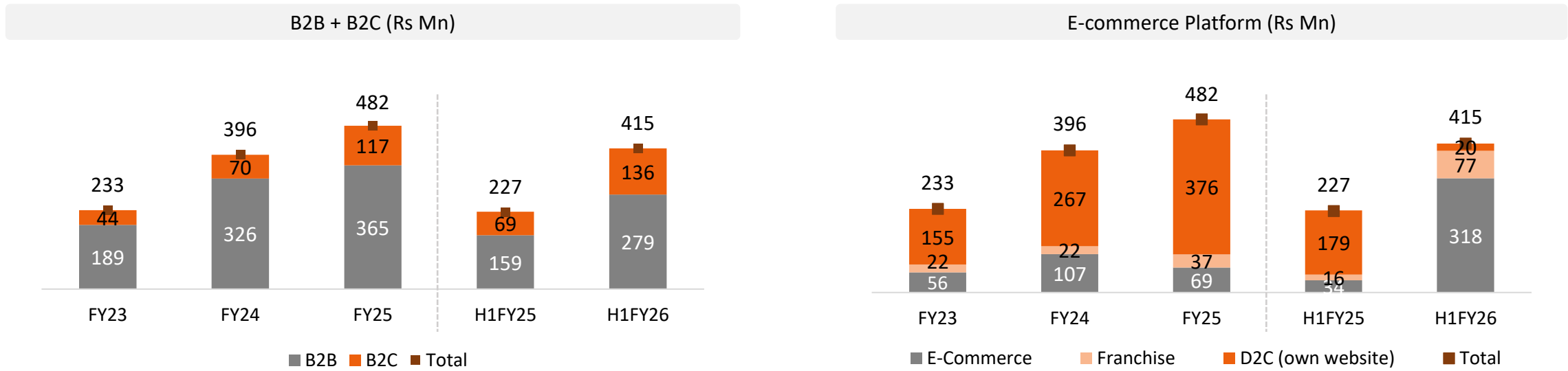
- Revenue increased 82% YoY to Rs 415 Mn, reflecting a strong and sustained growth trajectory. **We expect this momentum to remain robust through H2FY26.**
- EBITDA margins were moderated due to the **strategic front-loading of expenses**, including higher employee costs and expansion-related investments for our new product verticals. As we scale further, we anticipate economies of scale to drive cost absorption and support margin improvement going forward.

Segment-wise Revenue

Product Wise



Customer Segment



Key Business Updates



BRAHMA – The 3D Printing Farm has expanded its capacity **from 40+ to 200+ 3D printers** and relocated to a new, advanced facility. The strategic location is expected to enhance visibility, drive higher foot traffic, and support **WOL3D’s goal of serving a broader and more diverse customer base.**



Launched **Vinglits, India’s first and largest 3D Printing Toy Brand**, marking its entry into the mainstream consumer segment with innovative, locally manufactured, and globally relevant 3D printed toys. **Operating under Brahma 3D Farm**, Vinglits will offer a diverse product range through an omni-channel presence, supporting **Make in India and Atmanirbhar Bharat** with export-quality, sustainable, and creative offerings.



Memorandum of Understanding (MoU) with Apteck Limited, a global leader in vocational training and skill development. The collaboration aims to jointly introduce a **3D Printing & Product Design Program**, empowering students with industry-relevant, future-ready skills in design and additive manufacturing.

Recent Events



Brahma 3D Farm Launch



Jito Event

Profit & Loss – H1FY26

Particulars (Rs Mn)	H1FY26	H1FY25	Change %	FY25
Revenue from Operations	414.6	227.2	82%	482.4
Raw Material Expenses	278.6	141.4		308.7
Employee Expenses	40.5	17.6		42.4
Other Operating Expenses	57.4	24.6		60.2
Total Expenses	376.5	183.7		411.3
EBITDA	38.1	43.6	-13%	71.1
EBITDA Margin (%)	9.2%	19.2%		14.7%
Depreciation	3.4	1.2		2.7
Finance Cost	0.5	4.0		4.5
Other Income	14.4	0.6		10.8
Profit Before Tax (PBT)	48.6	39.0		74.7
Tax Expenses	10.3	9.7		18.7
Profit After Tax (PAT)	38.3	29.3	31%	55.9
PAT Margin (%)	9.2%	12.9%		11.6%

Balance Sheet – H1FY26

Liabilities (Rs Mn)	Sep-25	Mar-25
Total Equity	401	358
Share Capital	65	65
Other Equity	337	293
Non-Current Liabilities	3	2
Borrowings	0	0
Provisions	3	2
Current Liabilities	106	90
Short Term Borrowings	28	0
Trade Payables	45	68
Other Current Liabilities	26	18
Provisions	6	4
Total Liabilities	509	449

Assets (Rs Mn)	Sep-25	Mar-25
Non-Current Assets	74	59
Plant, Property & Equipment	21	12
Capital WIP	0	0
Deferred Tax Assets	5	1
Other Non-Current Assets	48	46
Current Assets	435	390
Investments	8	54
Inventories	323	238
Debtors	73	48
Cash Eq. and Bank	1	11
Short-Term Loans And Advances	16	25
Other Current Assets	14	13
Total Assets	509	449

Cashflow – H1FY26

Particulars (Rs Mn)	Sep-25	Sep-24
Net Cash Flow From Operating Activities	-65.4	2.5
Cash Generated/ (Used) In Investing Activities	28.7	-4.7
Cash Generated/ (Used) In Financing Activities	26.7	191.6
Net Increase/(Decrease) In Cash And Cash Equivalents	-10.0	189.4
Cash and Cash Equivalents at the beginning of the year	11.1	9.3
Cash and Cash Equivalents at the end of the year	1.1	198.6



Company Overview

3D Printing and its Benefits

Additive Manufacturing (AM), also known as 3D printing, creates objects layer by layer, offering design freedom, shape optimization, reduced time to market, and lower capital expenditures. AM is pivotal in the Industrial Revolution 4.0, transforming manufacturing processes globally.



Application in Varied Sectors:

- This technology can be used in various sectors and is ideal for small to mid size businesses

Manufacturing



Education



Engineering



Architecture



Interior Design



Fashion Design



Product Design



Healthcare



Concrete (Cement)



Cost Effective:

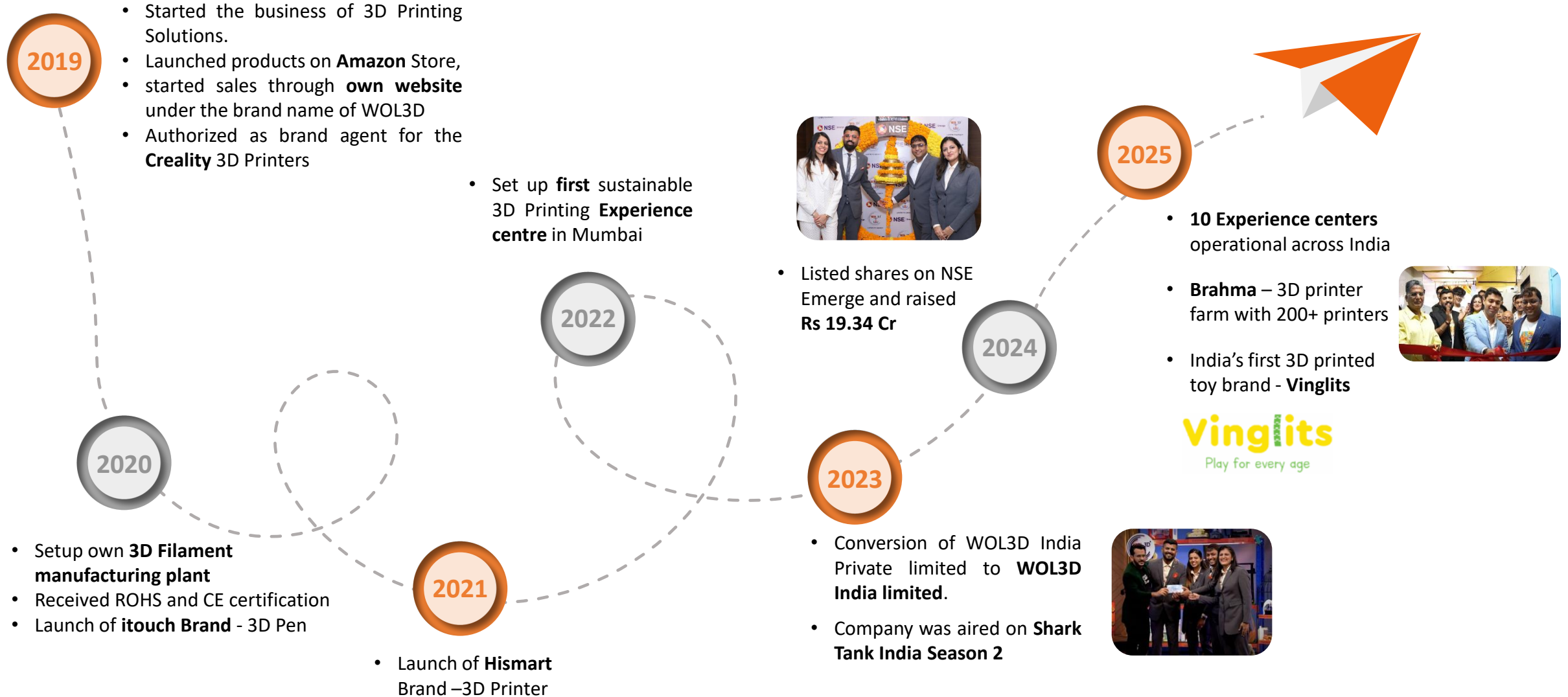
- Seamless additive manufacturing with minimal waste and lower costs. Approx Energy Consumption is 1 hour = 1 unit.



Easy Raw Material:

- Polylactic Acid (PLA) - made from corn starch, 100% biodegradable - no crude derivative/no plastic;
- Thermoplastic polyurethane (TPU) - flexible and elastic filament;
- Acrylonitrile Butadiene Styrene (ABS) and Resins – liquid filament

Journey to becoming a Leading Player in 3D Printing Solutions



WOL3D – Key Business Strengths

One Stop Solution for 3D Printing



Wide range of Offerings...

- 3D Printers
- 3D Scanners
- 3D Pens
- Laser Engravers
- Consumables (raw material)
- Prototyping Services

Catering to diverse Industries like Manufacturing, Education, Engineering, Designing, etc.

Established Distribution Network



- **10** Branch Offices
- **5** Franchisee Offices
- Experience Centre at offices

Supplying through **E-commerce Platforms and Retail Chains**



Authorised distributors of global companies like Flashforge Corp, Creality, Bambu Lab, Elegoo, etc.

Experienced Promoters & Qualified Management



- 25 yrs of Promoters' experience
- Early entrant in the 3D Printing industry (**9+** years)
- Dedicated management team with a strong understanding of the industry
- Key milestones include **setting up of own 3D Filament plant, aired on Shark Tank, listed shares on NSE Emerge and raised Rs 19.34 Cr**

Growth Strategies

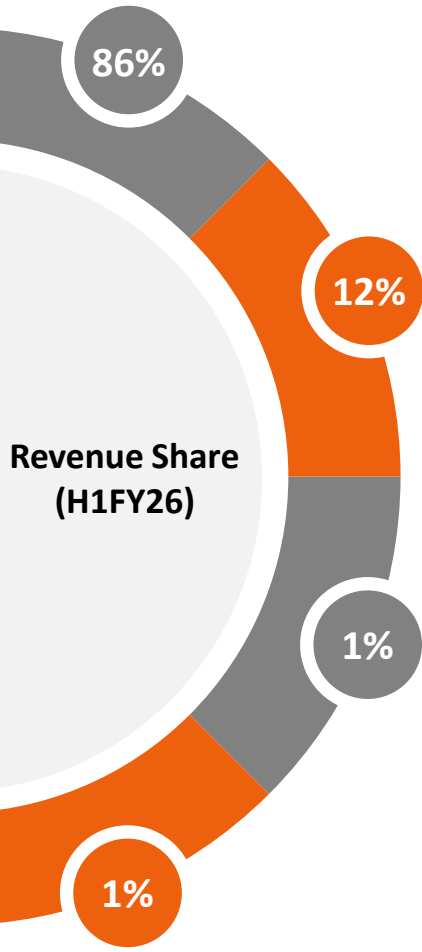


- **Forward Integration** - end-to-end prototyping services
- **Expanding Reach, Adding New Markets**
- **Strengthening Brand Visibility**
- **Backward Integration** - Filament Manufacturing Capacity
- Enabling Scalable Growth through **Technology and Talent**

Robust Financials (H1FY26)

Revenue	EBITDA	Profit after Tax	Net Debt/Equity	Return on Equity	Return on Capital Employed
Rs 415 Mn	Rs 38 Mn	Rs 38 Mn	0.1x	23%**	17%**
▲ 35%*	▲ 83%*	▲ 90%*			

1. One-Stop Solutions for 3D Printing



Hardware:

3D Printers, 3D Pens, 3D Scanners, Laser Engravers, Concrete (Cement) 3D Printer and Robotic Arm

Consumables:

3D Filaments, 3D Resins


Prototyping Services:

SLA Prototyping, FDM Prototyping, SLS Prototyping

Other Services



Trusted by Professionals across Industries, from Education to Manufacturing



Product Portfolio: Hardware

3D Printers



Authorized distributors of leading global brands such as **Creality 3D, Flashforge, Bambu Lab, Phrozen, Elegoo and UltiMaker, Tvasta**, providing high-quality 3D printing hardware for a variety of applications.

3D Pens



User-friendly devices that allow individuals to create **three-dimensional designs** by extruding heated plastic filaments, suitable for both artistic and professional uses

3D Scanners



State-of-the-art scanners engineered to convert physical objects into accurate **3D digital** models, enabling further customization or replication.

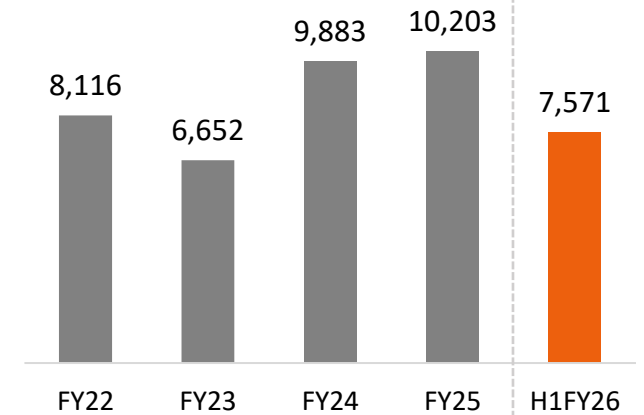
Laser Engravers



Advanced equipment capable of engraving detailed designs and patterns onto a wide array of materials and surfaces.

- Market leadership with 60-70% market share in India
- Tie-ups in place with Poddar International School and Orchid International, Kendriya Vidyalaya, PSG Institution.

Printer Volume Sold (Nos.)



Product Portfolio: Consumables

WOL 3D manufactures **premium-grade** filaments, including **ABS** and **PLA**, essential for producing high-quality 3D prints.

The manufacturing facility in Bhiwandi, Maharashtra is accredited with ISO 9001:2015 for a quality management system, ROHS, CE Certificate and it has a production capacity of 144 tonnes per annum, this has reduced dependency on third-party suppliers.

3D Filaments



3D Resins



High transparency Resin
Wax Like Resin, Dental Resin

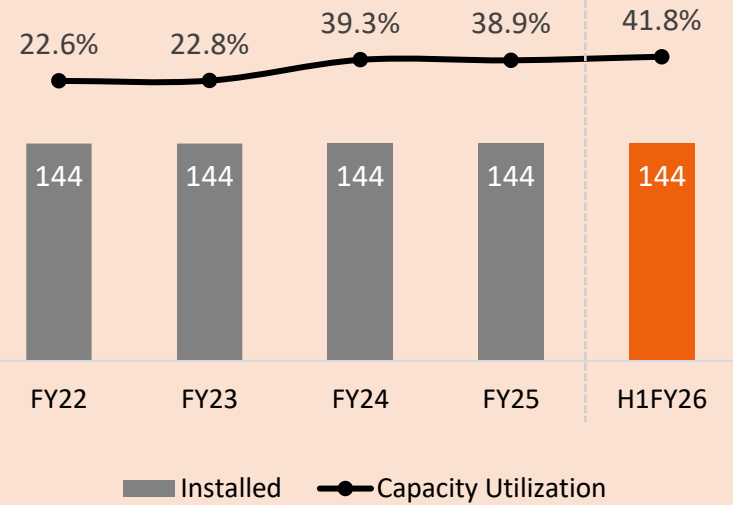


Engineering
Pro Resin Glow in the dark



Castable Resin
Water washable

Capacity of 3D Filament (in Tonnes)



Product Portfolio: Prototyping & Other Services

SLA Prototyping



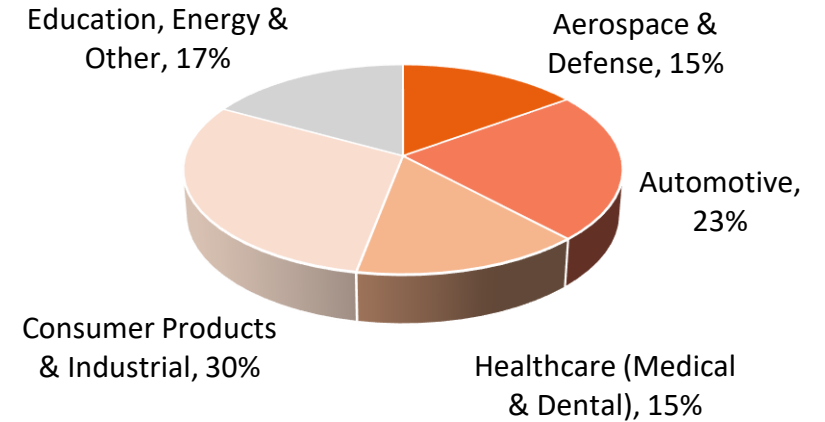
Prototyping Services:

Expert prototyping solutions utilizing **FDM**, **SLA**, and **SLS** technologies, which include **CAD modeling**, **reverse engineering**, and **vacuum casting** to facilitate rapid product development.

FDM Prototyping



Prototype Work Mix

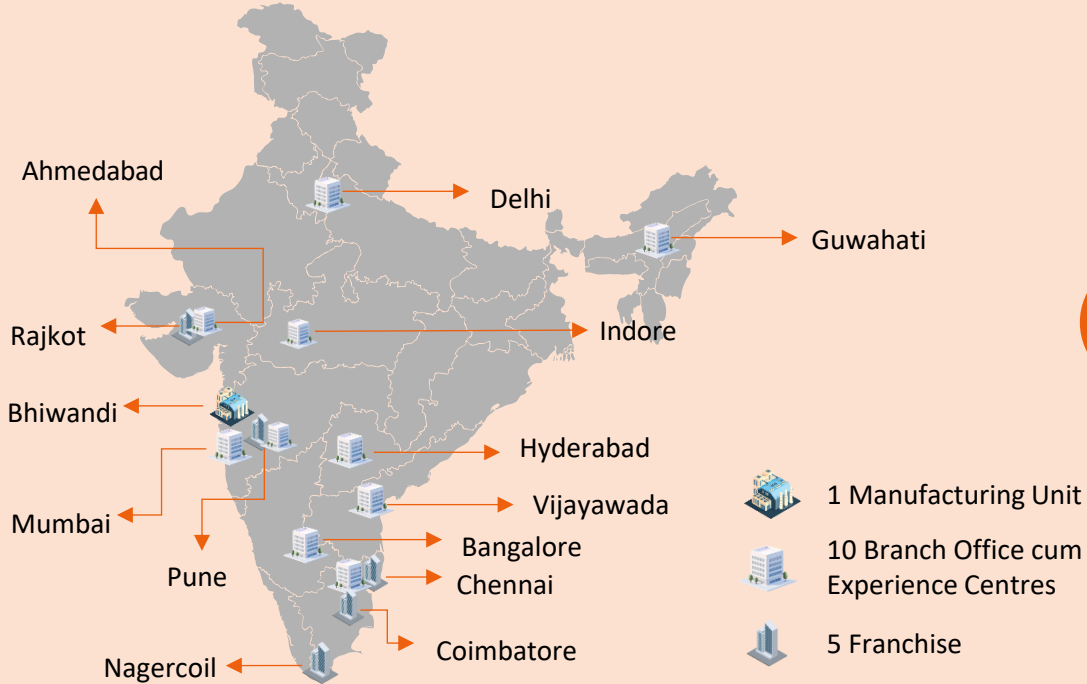


SLS Prototyping

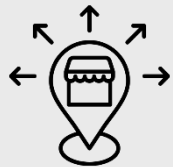


2. Established Sales & Distribution Network

Offline Presence – Spread across Geographies



Online Presence - Through Ecommerce and Retail Chains



Expansion Plan

To expand the number of stores-cum-experience centres from presently **10 to 36** stores, with each store situated in a different state. The **Experience Centres** are designed to assist customers in aligning their goals with the products offered by WOL 3D. Each Experience Centre will occupy an approximate area of 1,000 - 1,500 sq. ft.

The Company added a new store in Chennai and expanded its existing office space in Delhi in November 2025.

Marketing Initiatives



Vinglits was successfully launched during TOY BIZ Delhi, showcasing India's first 3D printed toy brand to industry stakeholders. The campaign included **media interactions, B2B and retail buyer meetings, product demonstrations, social media coverage, and visits from e-commerce procurement teams.**



WOL3D celebrated its **9th anniversary with the MAD Sales campaign**, driving nationwide visibility and engagement across digital and retail channels. The campaign featured collaborations with **40+ colleges, digital hoardings in key Mumbai areas**, paid ads, influencer marketing, social media coverage, and special discount offers across India.



Co-Branding Initiatives: Distributors for products of various international companies like: **Flashforge Corporation, Creality, Bambu lab, Phrozen Techy.**



Focusing on offline and online marketing initiatives including in-shop displays, distribution of freebies, marketing at platforms of **Indiamart, Justdial, Google AdWords etc, social media branding at Facebook, Instagram and by way of unboxing videos on YouTube etc.**



DOOH FOR MAD SALES - MUMBAI

Branch Offices & Experience Centres



Mumbai, Maharashtra



Ahmedabad, Gujarat



Guwahati, Assam



Vijayawada, Andhra Pradesh



Chennai, Tamil Nadu



Pune, Maharashtra



Indore, Madhya Pradesh

Some of our Achievements



WOL3D on Shark Tank S2

Received an offer from Aman Gupta (Co Founder and CMO at boAt Lifestyle)

[Read More](#)



Featured on ET CIO

WOL3D and Apteche launch India's first industry-ready 3D Printing and Product Design program

[Read More](#)



ET Edge Awards Winner

Proud winners of multiple prestigious awards! Celebrating our dedication to excellence and innovation in the industry



Featured on ET Manufacturing

WOL3D launches Vinglits, India's first 3D-printed flexible toy line

[Read More](#)



**Successfully completed the IPO of Rs 193.6 Mn
Listed on NSE Emerge with effect from September 30, 2024**

3. Experienced Management



Rahul Virendra Chandalia

Chairman and Managing Director

- Post Graduate Diploma in Management from Prin. L.N. Welingkar Institute of Management Development & Research
- **13 years** of total experience
- Former Sales and Procurement Head at Rahul Rayon.
- With the company since 2019
- Responsible for providing strategic leadership, ensuring effective governance, and overseeing the organization's growth, financial management, and compliance.



Saloni Rahul Chandalia

Whole Time Director

- Master of Management Studies in Finance from Prin. L.N. Welingkar Institute of Management Development & Research
- **13 years** of total experience
- Proprietor of Ubercool Gifting Solutions since 2013.



Pradeep Shripal Jain

Whole Time Director

- B.Com from Sydenham College of Commerce and Economics, Mumbai
- Two decades of experience in the electrical sector.
- Formerly associated with Bhavya Lights, a proprietorship firm.
- Responsible for Human Resources and after-sales services
- Successfully expanded the company's customer base under his leadership.



Swati Pradeep Jain

Non-Executive Director

- Bachelor of Arts from the University of Mumbai (2005)
- Three years of experience with Amisha Impex Pvt Ltd.
- Experienced in the textile and fashion industry.



CA Mayuresh Mahesh Advilkar

CFO

- 2 years of experience at Parksons Packaging Ltd.
- 6 years of tenure at MonetaGo India Pvt. Ltd.
- Responsible for overseeing the company's financial strategy, planning, budgeting, and capital allocation to ensure long-term stability and growth.

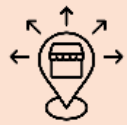
4. WOL 3D - Growth Initiatives



Broadening Product Offerings: Vinglits, India's first and largest 3D Printing Toy Brand under Brahma 3D Printer Farm (200+ printers), delivers innovative, locally made, and globally relevant toys through an omni-channel presence. A strategic MoU with Aptech Limited enables the launch of a 3D Printing & Product Design Program, equipping students with future-ready, industry-relevant skills.



Brahma Farm offers batch manufacturing with **200+ 3D printers operating 24/7**, enabling on-demand customization, prototyping, and support for SMEs and MSMEs without minimum order. It also serves as an educational and innovation hub, allowing students to learn advanced technologies and helping transform ideas into market-ready products.



Expanding Reach, Adding New Markets: In February 2025, secured a **USD 390,000** export order from a U.S.-based client as part of a strategic partnership with TVASTA Manufacturing Solutions Pvt. Ltd. The company remains focused on broadening its **product offerings** and exploring **new growth opportunities**. Plan to launch **20+ Experience Centers** across India by March 2026, with a long-term goal of establishing **one center in every state**.



Strengthening Brand Visibility: Continued focus on boosting brand awareness and customer loyalty through **enhanced digital engagement and targeted marketing**, including in-store displays, freebies, and promotions on platforms like Indiamart, Justdial, Google Ads, and social media channels such as Facebook, Instagram, and YouTube. The focus is on educating customers and creating a digital infrastructure to support queries



Backward Integration - Filament Manufacturing Capacity: The manufacturing facility in Bhiwandi, Maharashtra is accredited with ISO 9001:2015 for a quality management system, ROHS, CE Certificate and it has a **production capacity of 144 tonnes per annum**, this has reduced dependency on third-party suppliers.



Enabling Scalable Growth through Technology and Talent: Leveraging technology to enhance operational efficiency and scalability through **workflow digitization, CRM integration, and sales force automation**. At the same time, we are investing in **talent acquisition, leadership development, and organizational capability** to support sustainable growth. This combined focus on tech-driven execution and a strong people-first culture ensures long-term success and innovation.

Industry Growth Drivers



Global and National Context:

- The global AM market, valued at over \$20 billion in 2024, is projected to reach \$95 billion by 2031.



India's Opportunity in AM:

India is poised to become a leading hub for AM with the adoption of the '**National Strategy on Additive Manufacturing**' by the Ministry of Electronics and Information Technology (MeitY).

This strategy aims to:

- Capture 5% of the global AM market within three years.
- Add \$1 billion to India's GDP.



Government Initiatives:

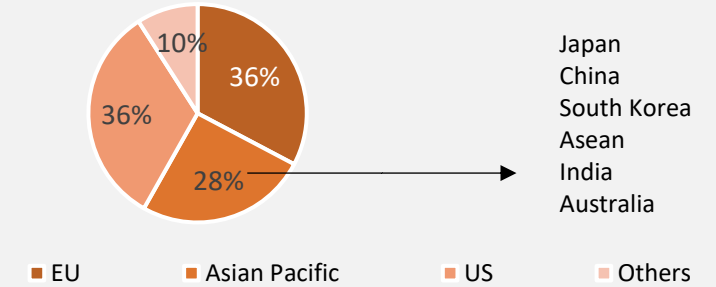
- Government supports AM via **Atal Innovation Mission** and state partnerships.
- Schools get **₹10 Lakhs funding** for AM projects.
- Focus: **3D printing in STEM**, impacting **4,000+ schools** with **Atal Tinkering Labs**.



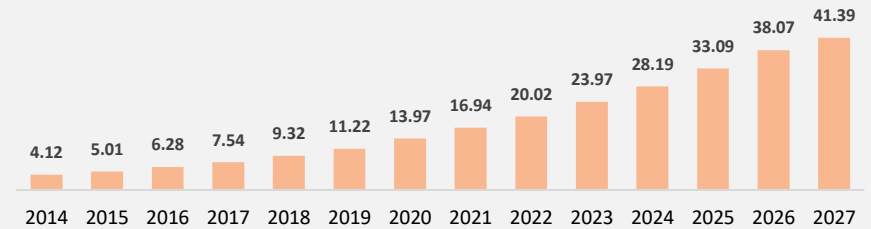
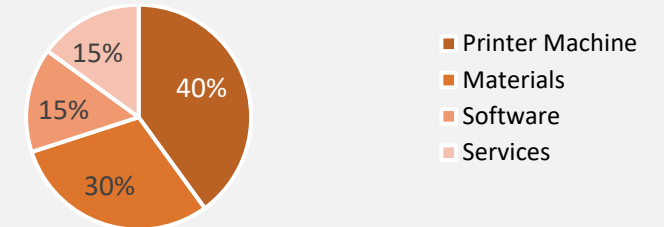
Budget 2025:

- Atal Tinkering Labs: 50,000 labs to be set up in government schools over the next 5 years. Each such lab has the opportunity of having minimum one 3D Printer and revenue of Rs 30K to 1 lakh.
- The budget's support for micro-entrepreneurs, especially women from SC/ST communities, will create new opportunities in the 3D printing value chain.

Global Additive Manufacturing Market Distribution



Business wise Market Distribution



AM Market Growth

(Sector includes Hardware, Materials, Services, Software)

Growth path of Global Additive Manufacturing Market



Historical Financials

Profit & Loss

Particulars (Rs Mn)	FY22	FY23	FY24	FY25
Revenue from Operations	196.9	233.1	395.9	482.4
Raw Material Expenses	138.5	156.8	251.2	308.7
Employee Expenses	12.5	12.1	22.9	42.4
Other Operating Expenses	34.4	28.6	51.7	60.2
Total Expenses	185.3	197.5	325.9	411.3
EBITDA	11.6	35.6	70.0	71.1
EBITDA Margin (%)	5.9%	15.3%	17.7%	14.7%
Depreciation	1.5	2.9	2.0	2.7
Finance Cost	5.1	2.7	3.7	4.5
Other Income	6.8	4.0	4.3	10.8
Profit Before Tax (PBT)	11.8	34.0	68.6	74.7
Tax Expenses	3.6	10.0	18.2	18.7
Profit After Tax (PAT)	8.2	24.0	50.4	55.9
PAT Margin (%)	4.2%	10.3%	12.7%	11.6%

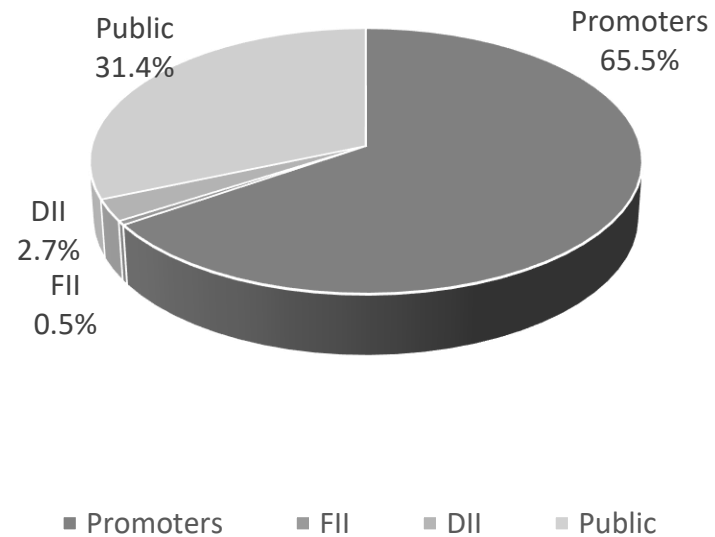
Balance Sheet

Liabilities (Rs Mn)	Mar-22	Mar-23	Mar-24	Mar-25
Total Equity	33	57	107	358
Share Capital	10	30	30	65
Other Equity	23	27	77	293
Non-Current Liabilities	37	35	34	2
Borrowings	36	35	33	0
Provisions	0	0	1	2
Current Liabilities	31	47	105	90
Short Term Borrowings	15	33	28	0
Trade Payables	7	0	52	68
Other Current Liabilities	9	12	11	18
Provisions	1	2	14	4
Total Liabilities	100	139	246	449

Assets (Rs Mn)	Mar-22	Mar-23	Mar-24	Mar-25
Non-Current Assets	8	8	10	59
Plant, Property & Equipment	3	6	6	12
Capital WIP	3	0	0	0
Deferred Tax Assets	0	0	1	1
Other Non-Current Assets	2	2	4	46
Current Assets	92	131	235	390
Investments	0	0	0	54
Inventories	61	68	168	238
Debtors	19	45	40	48
Cash Eq. and Bank	7	5	9	11
Short-Term Loans And Advances	4	12	14	25
Other Current Assets	1	2	4	13
Total Assets	100	139	246	449

Stock Information

Shareholding Pattern (as on Sept-25)



Script Related Information (as on 17th Nov 2025)

NSE Code	WOL3D
CMP (Rs)	140
Market Cap (Rs Mn)	910
Shares O/s (Mn)	6.45
Face Value (Rs)	10

Let's Connect:



Mayuresh Advilkar | CFO

WOL3D India Ltd.

Investor.relations@wol3d.com



Suyash Samant / Sharu Garg

Stellar IR Advisors Pvt. Ltd.

Phone: +91 22 6239 8024

suyash@stellar-ir.com

sharu@stellar-ir.com